



Puget Sound Regional Council

REGIONAL SAFETY SUMMIT DEBRIEF

Transportation Policy Board
July 13, 2023



We are leaders in the region to realize equity for all. Diversity, racial equity and inclusion are integrated into how we carry out all our work.

psrc.org/equity

PSRC Regional Safety Summit – June 29th



- Regional conversation about transportation safety – discuss key issues, needs, challenges and opportunities
- First step in the development of Regional Safety Plan
- 140+ attendees



PSRC Regional Safety Summit – June 29th

Morning speakers:

- U.S. Department of Transportation
- National Highway Traffic Safety Administration
- National Safety Council
- Vision Zero Network



Source: USDOT



PSRC Regional Safety Summit – June 29th

Local agency tabling:



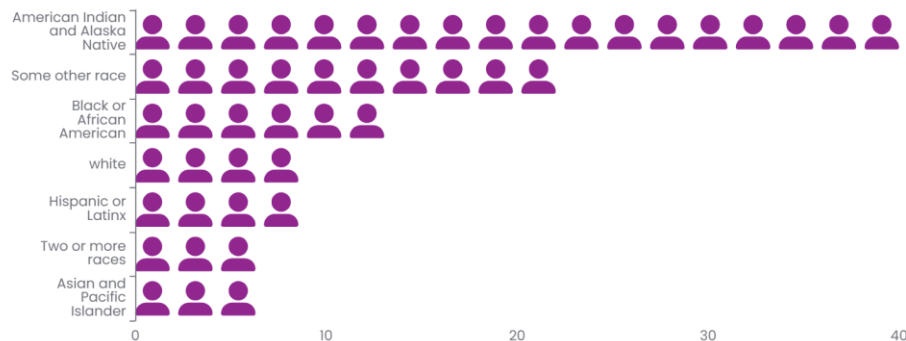
LYNNWOOD
WASHINGTON



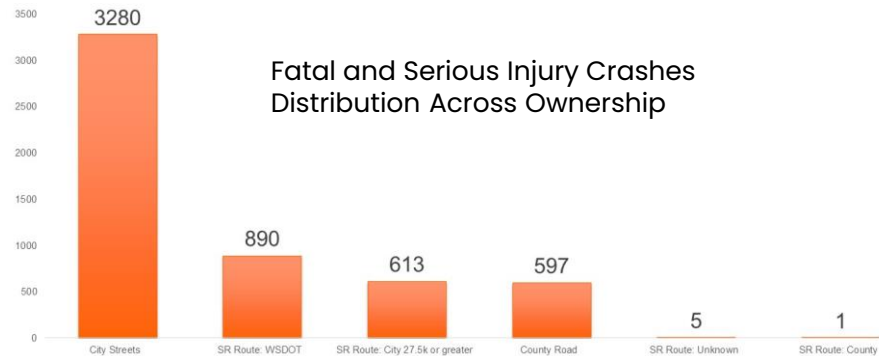
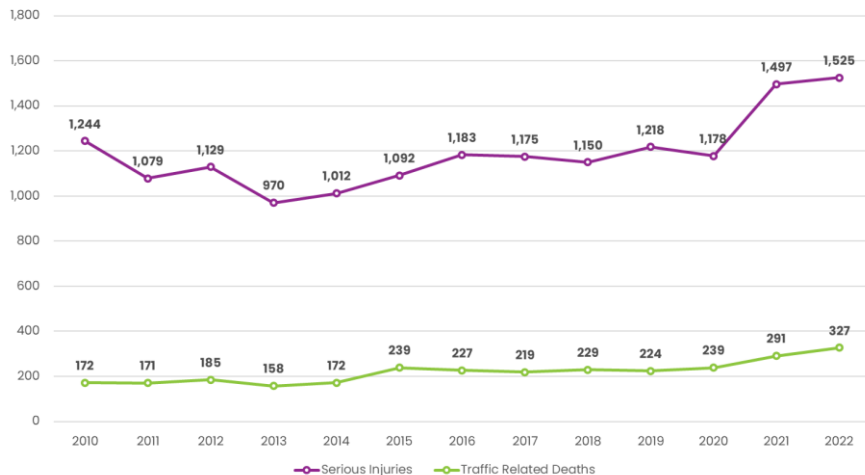
PSRC Regional Safety Summit – June 29th

WSDOT / PSRC Data presentation:

Traffic Related Deaths



Annual Traffic Related Deaths & Serious Injuries



Source: WSDOT



PSRC Regional Safety Summit – June 29th

Afternoon breakout sessions:

- Safer Streets
- Safer People



Key Takeaways

General comment themes:

- Identify roles and responsibilities across all levels
- Infrastructure improvements are expensive, and funding is short
- Coordination and consistency across cities / counties is important
- Context matters – there is no one size fits all solution
- Safety means different things to different people
- Develop a regional toolbox that can be scaled and contextualized
- Acknowledge challenges – legal, funding, growth pressures, etc.



Key Takeaways

Speaker highlights:

- Safe System Approach – old approach vs. new
- Everyone has a responsibility
 - But shared responsibility does not mean equal responsibility
- It's time to Take Action

Traditional

Prevent crashes

Improve human behavior

Control speeding

Individuals are responsible

React based on crash history

Safe System

Prevent deaths and serious injuries

Design for human mistakes/limitations

Reduce system kinetic energy

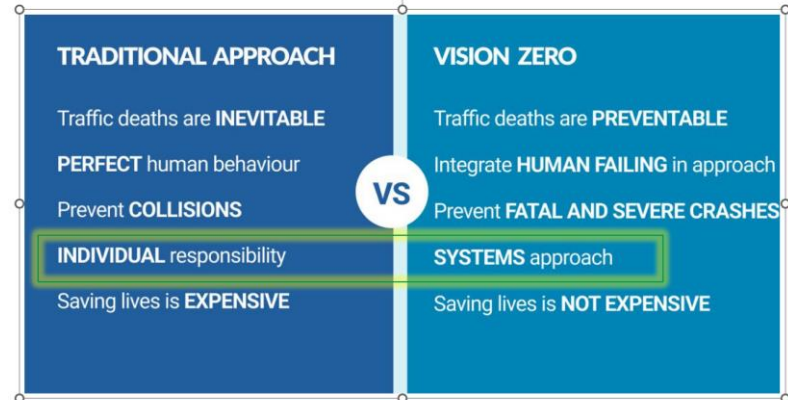
Share responsibility

Proactively identify and address risks

Source:

https://safety.fhwa.dot.gov/zerodeaths/docs/FHWA_SafeSystem_Brochure_V9_508_200717.pdf

Vision Zero Network



Source: <https://visionzeronetwork.org/where-to-start/>



Key Takeaways

Issue highlights:

- Distracted driving and walking
- Driver training and education
- Speeds – not just speeding, but speed limits
- Land uses along high speed corridors
- Buildout of pedestrian / bicycle facilities
- Crossing issues

National Impaired Driving HVE Campaign

Drive Sober or Get Pulled Over
Ride Sober or Get Pulled Over
If You Feel Different, You Drive Different. Drive High, Get a DUI



Future Dates 2023 – 2025

	2023	2024	2025
LABOR DAY			
Enforcement	August 18 – September 4, 2023	August 16 – September 2, 2024	August 15 – September 1, 2025
Paid Media	August 15 – September 4, 2023	August 14 – September 2, 2024	August 13 – September 1, 2025
Earned Media	July 17 – September 11, 2023	July 15 – September 9, 2024	July 14 – September 8, 2025
HOLIDAY			
Enforcement	December 15, 2023 – January 1, 2024	December 13, 2024 – January 1, 2025	December 12, 2025 – January 1, 2026
Paid Media	December 13, 2023 – January 1, 2024	December 11, 2024 – January 1, 2025	December 10, 2025 – January 1, 2026
Earned Media	November 13, 2023 – January 8, 2024	November 11, 2024 – January 8, 2025	November 10, 2025 – January 8, 2026

OFFICE OF SAFETY
Proven Safety Countermeasures

SPEED MANAGEMENT

- Speed Safety Cameras
- Variable Speed Limits
- Appropriate Speed Limits for All Road Users

ROADWAY DEPARTURE

- Wider Edge Lines
- Enhanced Delineation for Horizontal Curves
- Longitudinal Bumble Strips and Stripes on Two-Lane Roads
- SafetyEdge™
- Roadside Design Improvements at Curves
- Median Barriers

INTERSECTIONS

- Backplates with Retroreflective Borders
- Corridor Access Management
- Dedicated Left- and Right-Turn Lanes at Intersections
- Reduced Left-Turn Conflict Intersections
- Roundabouts
- Systemic Application of Multiple Low-Cost Countermeasures at Stop-Controlled Intersections
- Yellow Change Intervals

PEDESTRIANS/BICYCLES

- Crosswalk Visibility Enhancements
- Bicycle Lanes
- Rectangular Rapid Flashing Beacons (RRFB)
- Leading Pedestrian Interval
- Medians and Pedestrian Refuge Islands in Urban and Suburban Areas
- Pedestrian Hybrid Beacons
- Road Diets (Roadway Reconfiguration)
- Walkways

CROSSCUTTING

- Pavement Friction Management
- Lighting
- Local Road Safety Plans
- Road Safety Audit

U.S. Department of Transportation
National Highway Traffic Safety Administration

Campaign material available at
TrafficSafetyMarketing.gov

NHTSA

FHWA-SA-21-082

Source: FHWA Proven Safety Countermeasures Flyer



Next Steps

- All Summit presentations posted on PSRC's website at <https://www.psrc.org/our-work/safety>
- Summary of proceedings being developed
 - To include feedback from breakout sessions
 - Anticipated by late July



Next Steps

Scoping of the Regional Safety Plan:

- Regional data analysis and trends
- Identification of strategies, best practices
- Following a Safe System Approach
- Incorporating feedback from the Summit
- Outreach and engagement

*Situational,
context specific,
equity lens*



Next Steps

July 2023: Transportation Policy Board, Executive Board debriefs and discussion

August 2023: Staff develops scoping document

September 2023: Additional board briefings, release of RFP for consultant support – *“Launch”*

4th Quarter 2023: Board discussions on potential updates to 2024 project selection process

4th Quarter 2024: Anticipated Regional Safety Plan adoption



Feedback

- Are there specific elements you would like to see in the Regional Safety Plan?
- How can the Regional Safety Plan assist your local safety planning and implementation?
- Are there other themes / topics that haven't yet been mentioned?

