

Draft 2023-2026 Regional Transportation Improvement Program

Transportation Policy Board
September 8, 2020



Today's Action

- Overview of the Draft 2023-2026 Regional Transportation Improvement Program (TIP)
- Project Highlights
- Schedule
- Release for Public Comment

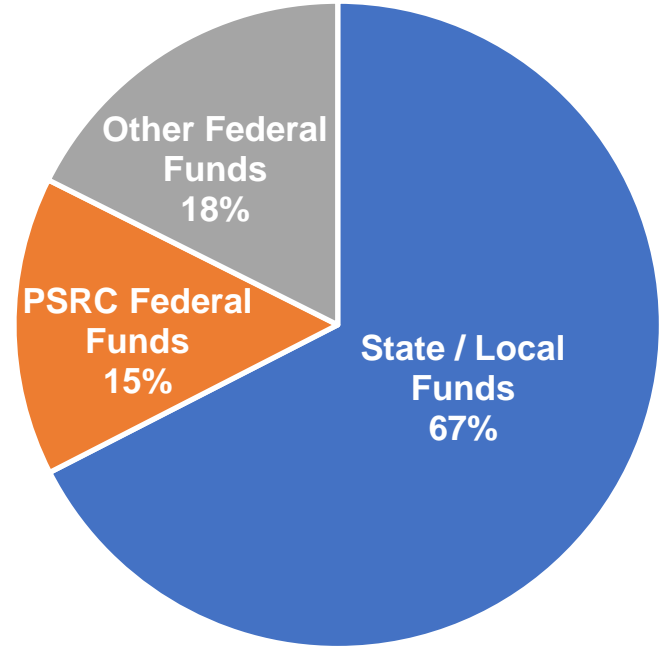


Planning & Programming Framework



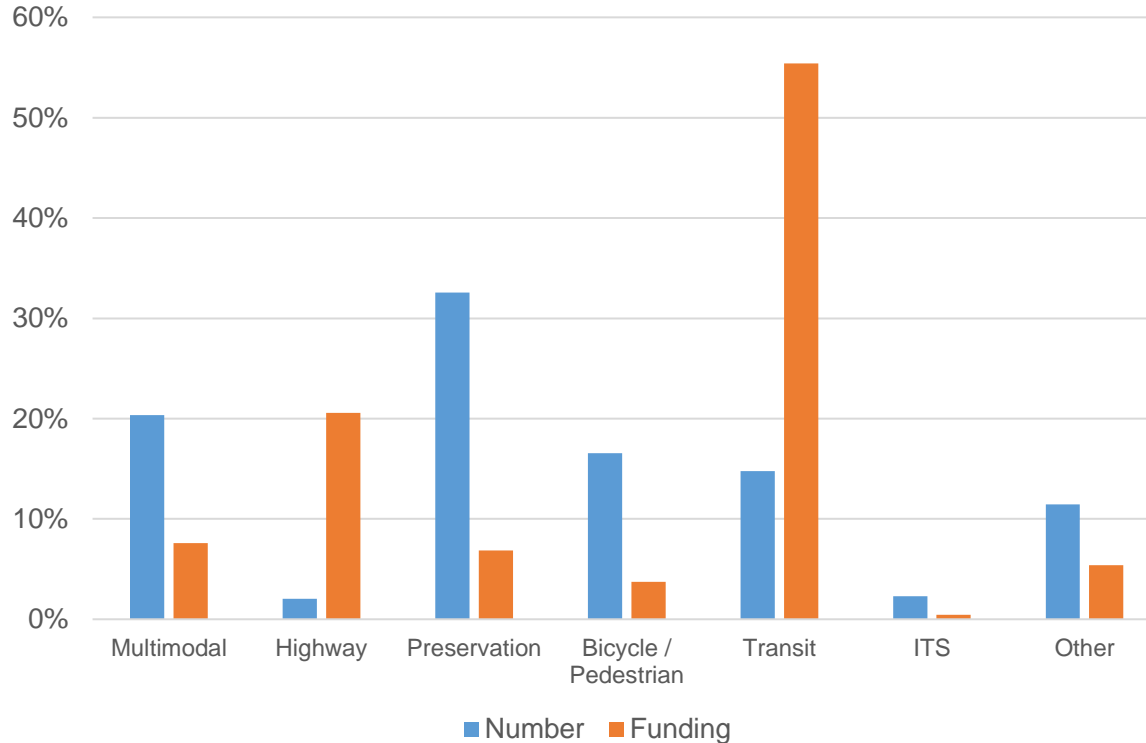
Draft 2023-2026 Regional TIP

- Four-year snapshot
 - PSRC funds, state funds, local funds, other federal
- \$5.4 billion programmed
- Represents over \$34 billion in total project costs
- Detailed project information



Programmed Projects

Project Types in the Draft 2023-2026 Regional TIP



Programmed Projects

- **393** total projects programmed
 - 52% provide multimodal, transit, bicycle, or pedestrian improvement
 - 61% provide improvement on a designated freight facility
 - 48% provide improvement on a transit route



Programmed Projects

- **393** total projects programmed
 - 33% of total are preservation projects
 - Regional Capacity Projects
 - 14% of total number of projects
 - 63% of programmed funds
 - 91 projects received new PSRC funds



Programmed Projects

- **393** total projects programmed
 - 46 projects include stormwater improvement
 - 18 state projects removing fish barriers
 - Also include transportation demand management (TDM), Intelligent Transportation Systems (ITS), vehicle electrification/carbon reduction, and safety studies.



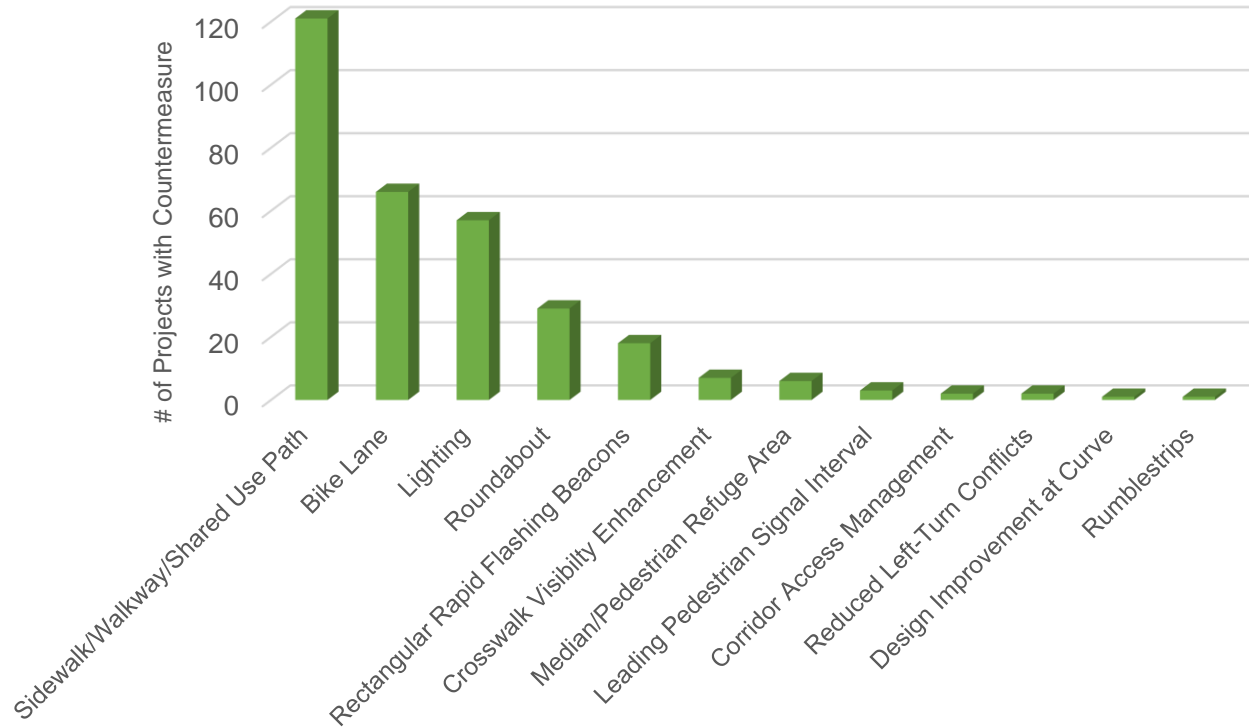
Safety Features

- Majority of TIP projects address safety in some way
 - From upgrades to meet standards (e.g., ADA curb ramps) to implementation of specific safety countermeasures
- FHWA Safe System Approach – Proven Safety Countermeasures
 - Of projects improving pedestrian, bicycle, transit, or roadway infrastructure,
 - 81% include at least one proven safety countermeasure
 - 25% include two proven countermeasures
 - 24% include three or more countermeasures



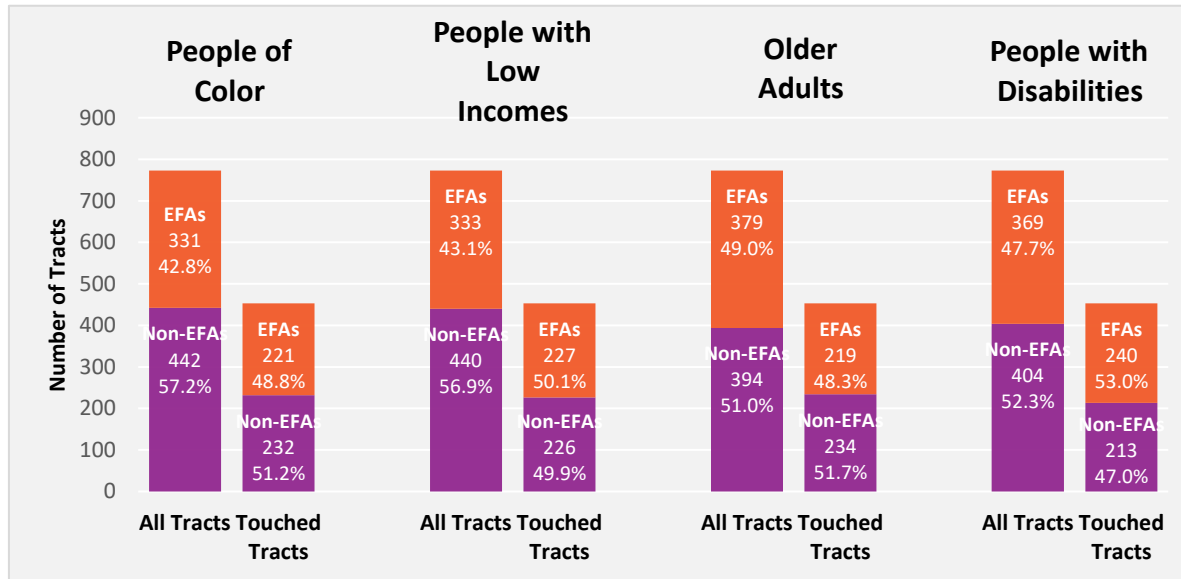
Safety Features

Frequency of Safety Countermeasures in TIP Projects



Equity Characteristics

- Analysis indicates similar or moderately higher distribution of investments in Equity Focus Areas (EFAs) compared to the regional averages
- This trend has been relatively consistent over the last several TIP cycles



Available Information

Information available on PSRC's website:

- Summary and background information
- Interactive web map with project details
- Emissions analysis
- Response to federal performance targets
- Appendices

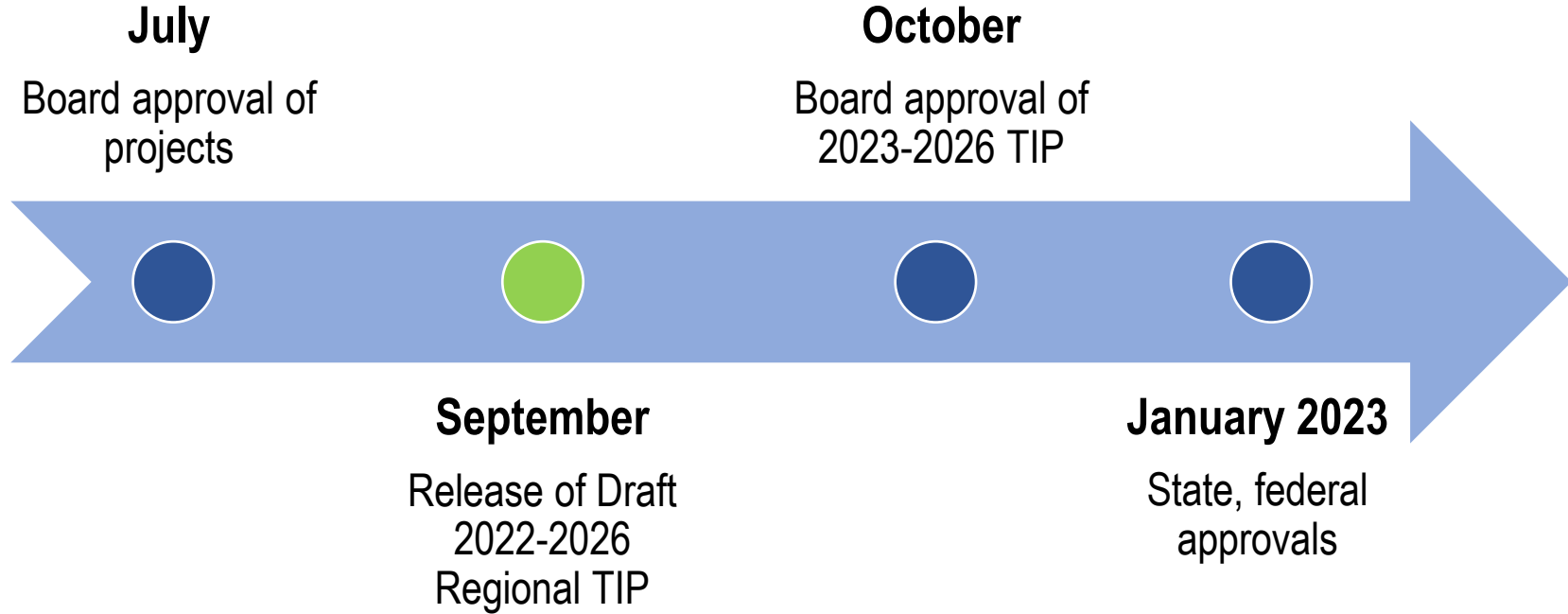
<https://www.psrc.org/our-work/funding/transportation-improvement-program>

Draft 2023–2026 Regional TIP

- Overview of the 2023–2026 Regional TIP
- Appendix A – Projects
- Project Map
- Appendix B – 2022 Project Selection Process
- Appendix C – Public Comments
- Appendix D – Financial Plan
- Appendix E – Air Quality Conformity Analysis
- Appendix F – Equity Analysis
- Appendix G – Annual Obligations & Completions
- Appendix H – Certifications
- Appendix I – Approvals



Next Steps



Recommended Action

The Transportation Policy Board is asked to:

- **Release the Draft 2023-2026 Regional TIP for public comment**

The comment period will be open between September 8 and October 27, 2022

