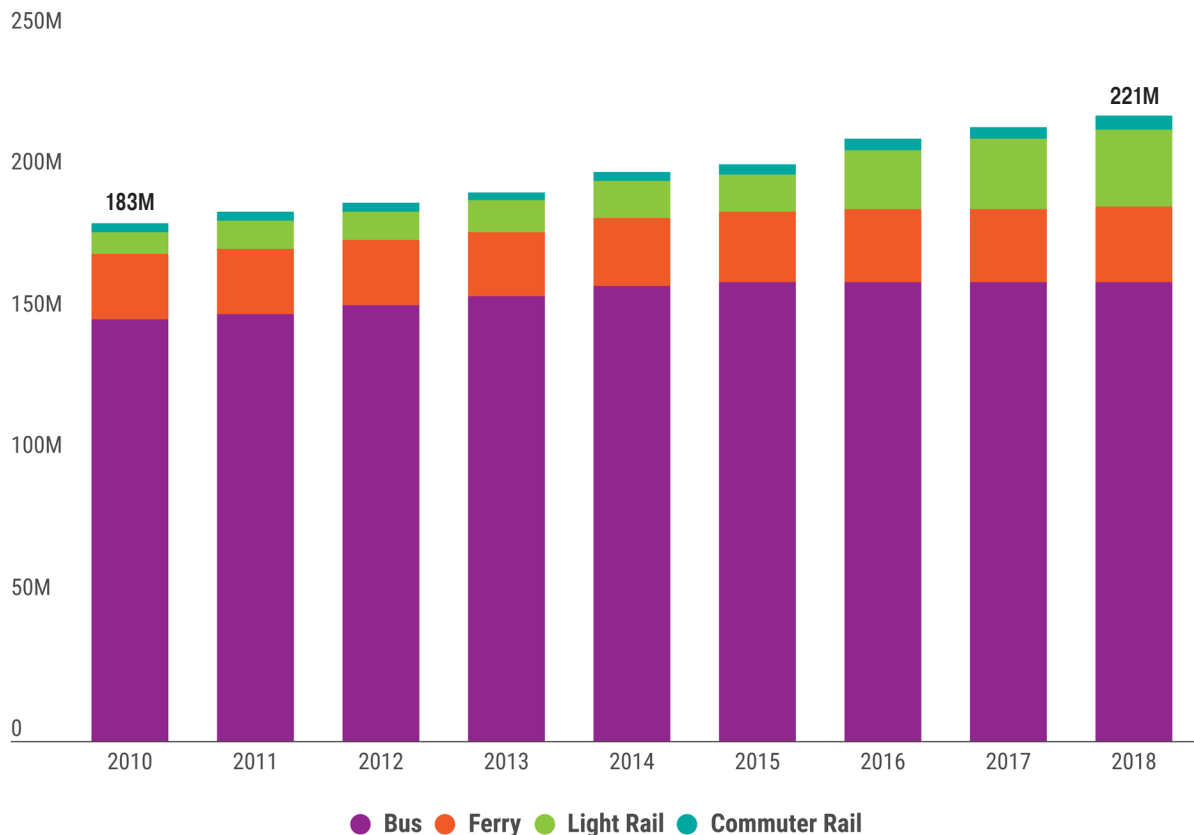


CONTINUING STRONG TRANSIT GROWTH IN 2018

Transit boardings in the central Puget Sound region touched 221 million at the end of 2018, marking the eighth straight year of growing transit ridership.

Transit Boardings in the Central Puget Sound Region

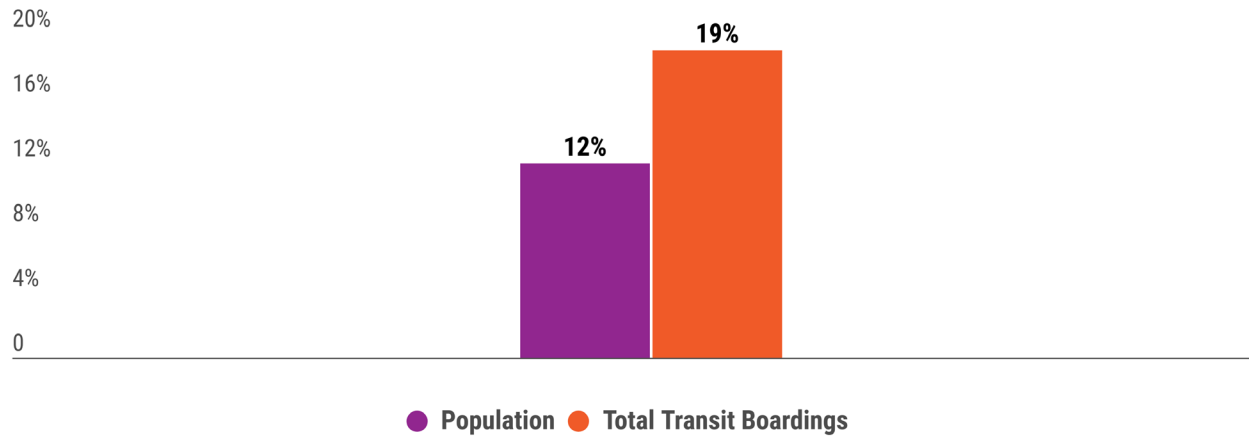


A breakdown by mode shows that while bus boardings remained fairly constant at 0.2% between 2017 and 2018, other modes saw strong growth. Light rail boardings increased by 6.3%, commuter rail boardings by 4.5%, and ferry boardings by 2%.

Since 2010, all fixed-route transit modes (bus, light rail, commuter rail, and ferry) have seen robust growth. Light rail boardings in particular have experienced a dramatic increase due to ongoing system expansion and additional station openings.

Transit boardings have increased faster than population. From 2010 – 2018, population grew 12%, while transit boardings grew 19%.

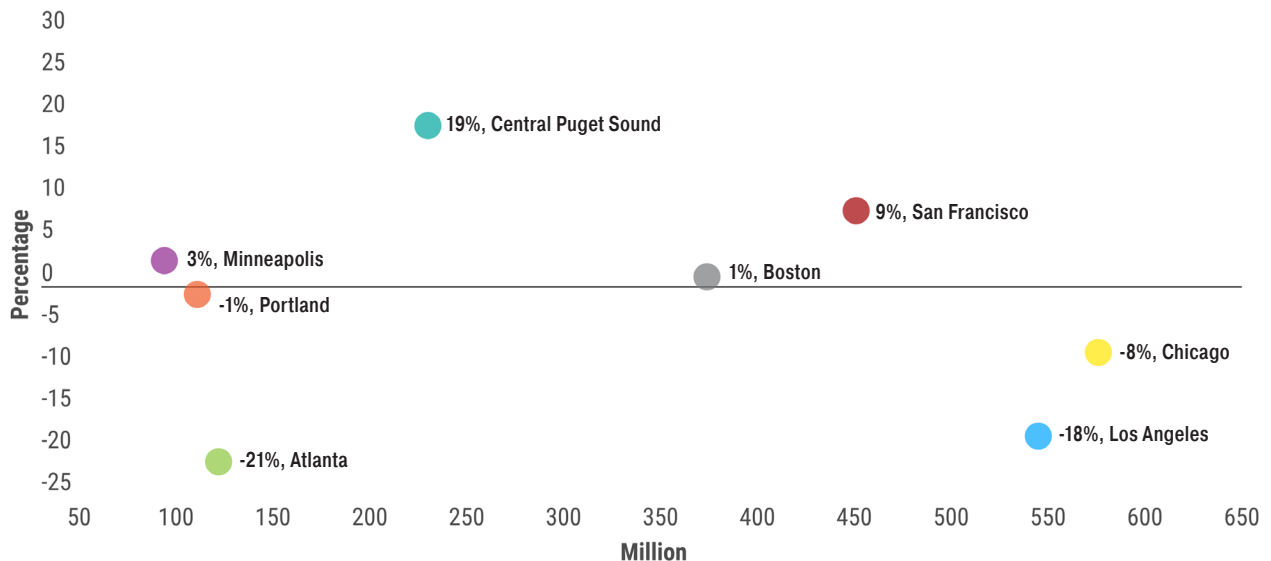
Population and Transit Growth, 2010 – 2018



How do we compare nationally?

Total transit boardings in the central Puget Sound region in 2018 increased by 2.4 million over the previous year, the largest increase among the top 50 urbanized areas across the nation.

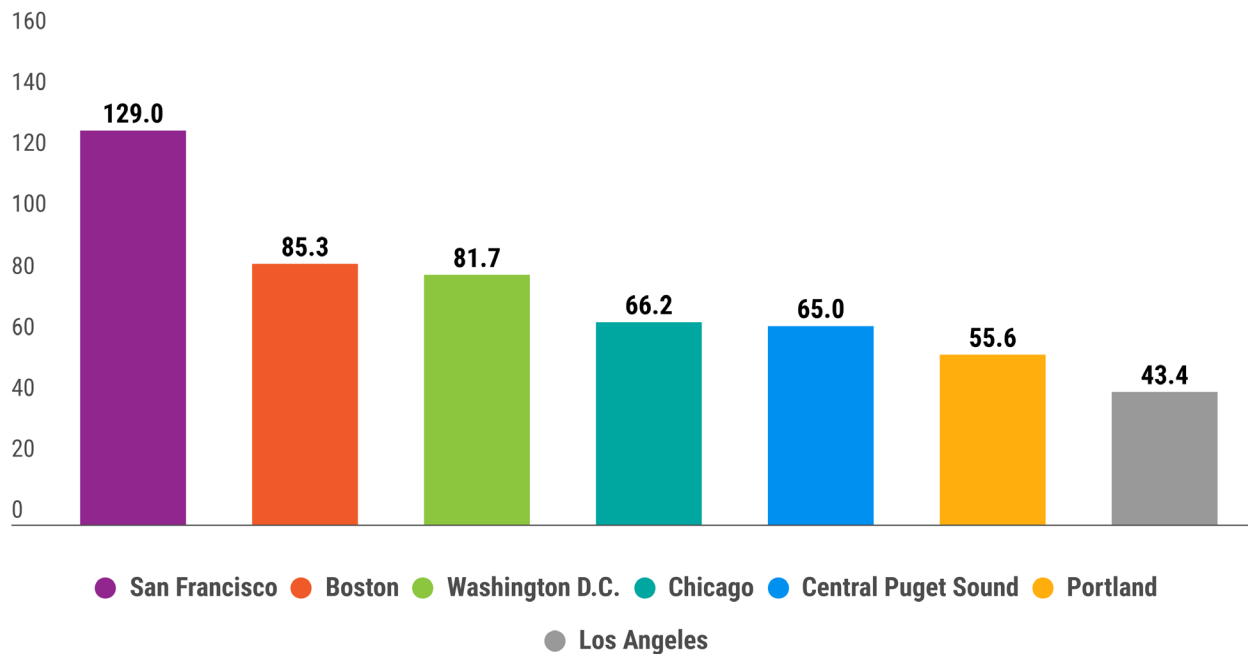
Percent Growth of Transit Boardings, 2010 – 2018



A comparison of growth in transit boardings since 2010 places the central Puget Sound region fourth among the top 50 urbanized areas across the nation. Comparable regions such as Portland, Denver, and Minneapolis-St. Paul all saw between 0-3% growth during the same period.

In terms of transit boardings per capita, the central Puget Sound region ranks sixth out of the 50 urbanized areas in the U.S. It is important to point out that the top five performers in this category are areas with legacy transit systems such as Chicago, Washington DC, Boston and San Francisco.

Transit Boardings Per Capita, 2018



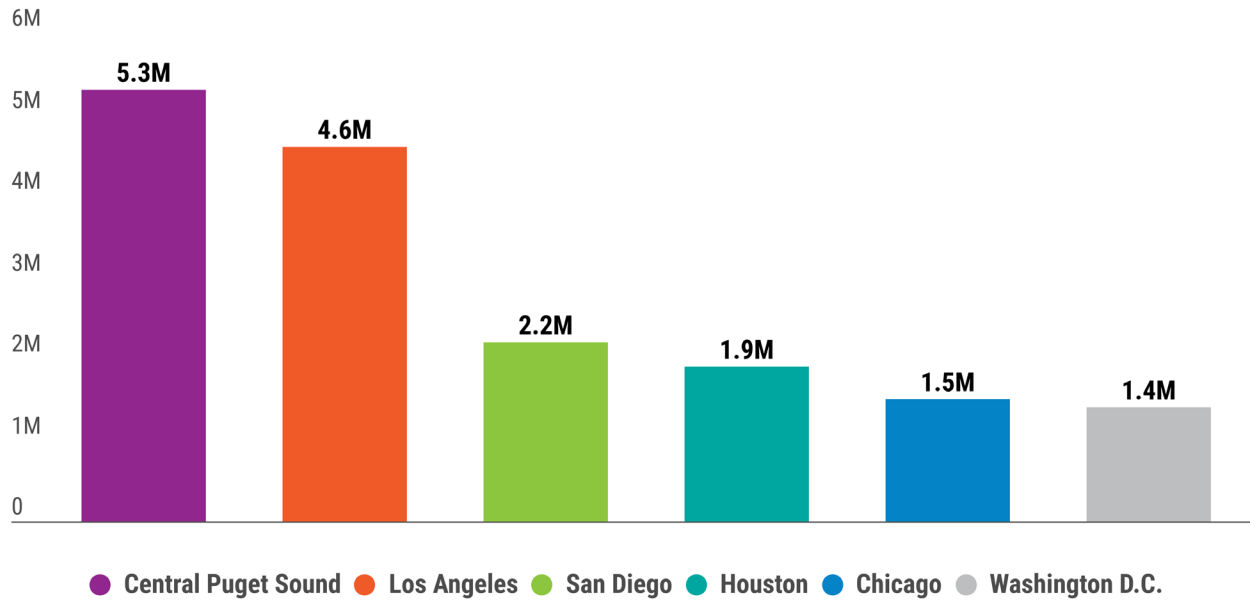
Note: New York, which had 220.6 boardings per capita, is not shown in this chart.

Region leads in vanpool use

With 5.3 million boardings in 2018, vanpool use in the central Puget Sound is higher than any other place in the country. The top three cities for vanpool boardings are all on the West Coast, with Los Angeles and San Diego occupying the second and third spots, respectively.

Vanpool boardings in the region have increased by 11% since 2010. The majority of boardings are on King County Metro’s vanpool program (65%), followed by Community Transit at 17%, Pierce Transit at 15%, and Kitsap Transit at 3%.

Vanpool Boardings, 2018



For more information on this Trend, please contact the PSRC Information Center at **206.464.7532** or **info@psrc.org**.

*Data Source: National Transit Database Monthly Adjusted Release, January 2019
<https://www.transit.dot.gov/ntd/data-product/monthly-module-adjusted-data-release>*