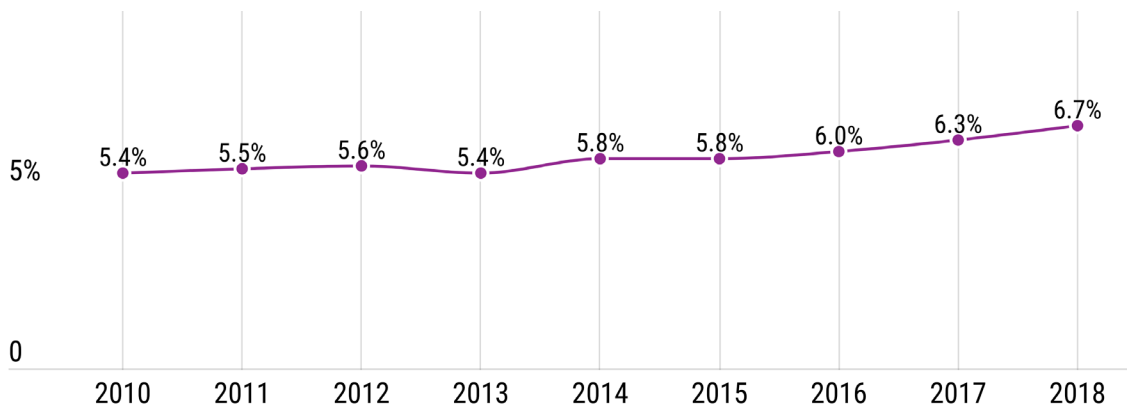


TELECOMMUTING CONTINUES TO GROW IN THE CENTRAL PUGET SOUND REGION

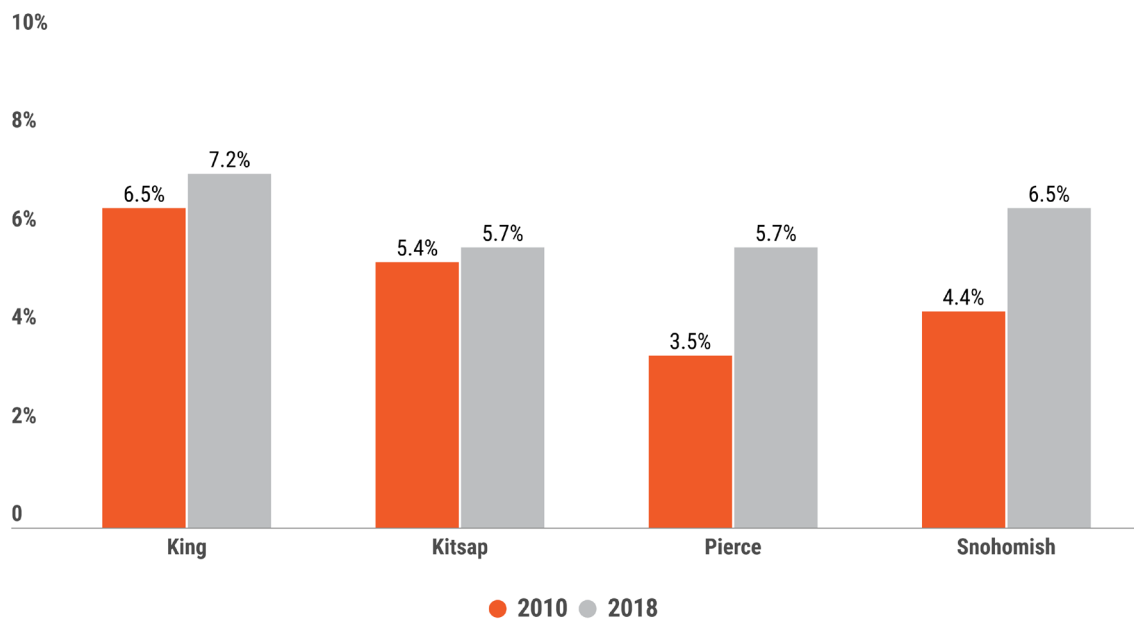
In 2018 there were nearly 150,000 workers telecommuting in the central Puget Sound region, an increase of over 50% from 2010. The chart below shows the change between 2010 and 2018 in terms of the regional share of total workers who were telecommuting.

Percentage of Workers Telecommuting in the Central Puget Sound Region, 2010–2018



King County had the highest share of workers telecommuting in 2018, while Pierce and Snohomish counties saw the greatest percent increase between 2010 and 2018.

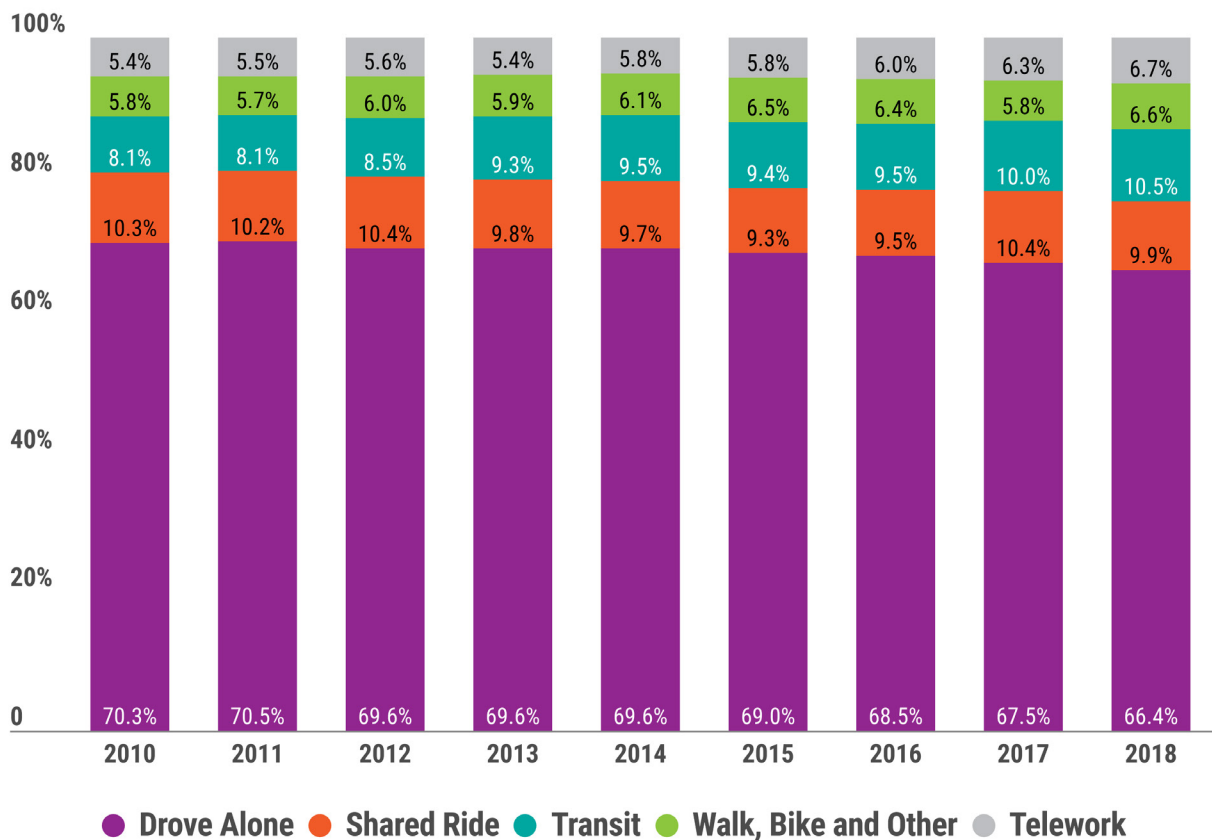
Share of Workers Telecommuting by County, 2010 and 2018



What about other types of commutes?

Looking at all modes between 2010 and 2018, the percentage of commuters driving alone continues to decrease while the share of commuters taking transit continues to grow. Walking, biking, and other modes increased slightly during this time while shared rides remained steady.

Mode Shares to Work in the Central Puget Sound Region, 2010–2018



Data Source for all figures: 2010 – 2018 American Community Survey 1-year estimates, Table B08301, www.data.census.gov